



# SUMMARY OF HCPF PATTERNS OF CHURN REPORT

Report presented to Connect for Health Nov 18, 2019

Summary presented to Connect for Health Board Dec 9, 2019

# Description of the Dataset

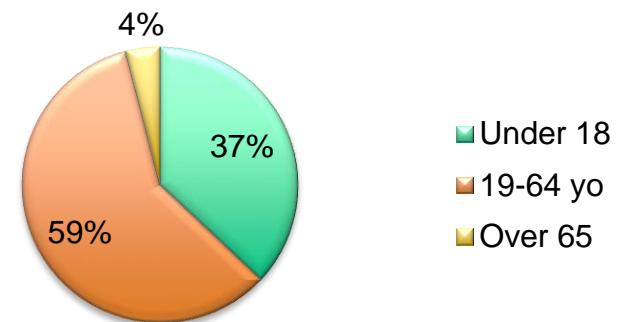
## Sources

- Health First Colorado/CHP+ member enrollment and aid Jan 2009 - Dec 2018
- APCD member data Jan 2009 - Dec 2018
- APCD provider and claims data Jan 2014 - Dec 2018
- C4HCO application and effectuation data Jan 2014 - Dec 2018
- CBMS employment and earnings data Apr 2016 - Dec 2018

## Unique IDs

- 2.4M matched members between Medicaid and APCD
- 424k members in C4HCO

## Ages of Individuals in Dataset



# Definitions and Methods

## Methods:

- Data was analyzed to measure the transition of individuals from one type of health insurance coverage to another from Jan 2009 – Dec 2018.
- Every month during the time period, individuals were assigned to one of seven types of health insurance coverage including “not found in APCD”

## Definitions:

Churn – a change in health insurance coverage type for at least one month

Episode – number of months continuously in a type of health insurance coverage

Not in APCD – category under insurance type when individuals were not found in the APCD dataset. May include an uninsured status.

Transition – a change from one type of health insurance coverage to another.

# Selection of Findings

1- A significant number of people use Medicaid/CHP+, but not for very long.

2- Churn is increasing. Largely in the expansion population.

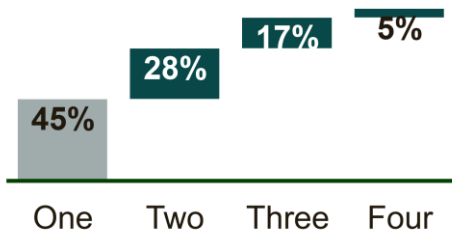
3- Churn among commercial coverage types has also increased.

4- Whether Medicaid or Commercial; episode length remains stable

5- Medicaid/CHP+ members transitioning to C4HCO largely select silver.

6- “Not in APCD” episode length decreased for adults; length differed by transition

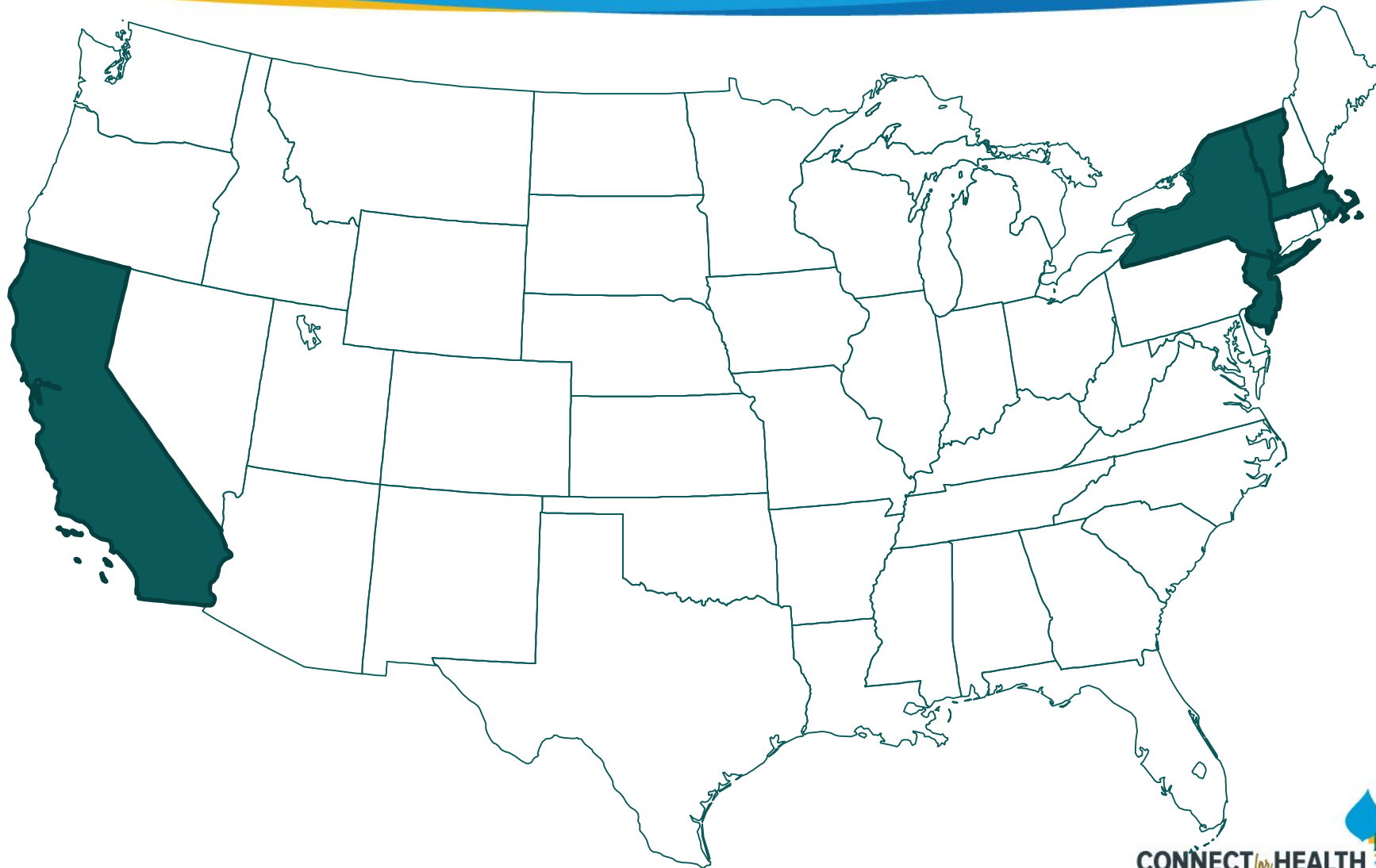
Number of Transitions



8- Transitions impact care delivery utilization and costs differently for adults vs children.

9- Earnings track as expected for different types of health insurance coverage.

# How Other States Address Churn



# Outstanding Questions

## SBM-specific questions

- How many individuals transition from Medicaid to off-exchange coverage?
- How many individuals transition from employer coverage to C4HCO?
- How many individuals had a gap in coverage due to churn, and what are the associated costs?
- What is the level of transition into Medicare from other types of coverage?

## Overall market questions

- How much would a decrease in churn decrease overall premiums?
- How much does the overall economy impact market stability? (Is a churn response predictable or erratic?)
- What are the regional differences?
- How does coverage compare to other factors as a care utilization driver?

.....*your questions?*

# Potential Next Steps

## Further study:

- Illustrate implications from changing demographics and locations on churn patterns using simulation modeling.

## Organizational action:

- Improve data transfer between C4HCO and HCPF.
- Explore policy changes to improve churn and coverage rates.

*What else should we pursue?*

# Thank yous

Mark Gritz, PhD – University of Colorado

Mara Baer, MPH – AgoHealth

HCPF staff and leadership